


# READ PLEASE



As of April 1, 2022 we will no longer be able to accept late orders/  
cash payments for hot lunches. All order must be placed through  
school cash online.

If you have not registered for School Cash Online, please go to

<https://bhncdsb.schoolcashionline.com>

(see back for further instructions or call the school)

Pizza and Sub Days for the months of April, May and June are available on School Cash Online as of Friday March 4th, 2022. Each event has an end date so please do not miss it.

## **PIZZA DAYS:**

April 1st, 8th, 29th —	Last day to order is	<b>MARCH 27, 2022</b>
May 6th, 13th, 20th, 27th —	Last day to order is	<b>MAY 1, 2022</b>
June 3rd, 10th, 17th, 24th —	Last day to order is	<b>MAY 29, 2022</b>

## **SUB DAYS:**

March 23, 2022 —	Last day to order is	<b>MARCH 20, 2022</b>
April 20, 2022 —	Last day to order is	<b>APRIL 17, 2022</b>
May 18, 2022 —	Last day to order is	<b>MAY 15, 2022</b>
June 15, 2022 —	Last day to order is	<b>JUNE 12, 2022</b>


Brant Haldimand Norfolk Catholic District School Board is pleased to offer parents the ability to pay for student fees directly online, both by direct withdrawal from your bank account or by credit card.

If you have already created an account, please go to the *School Cash Online* home page <https://bhncdsb.schoolcashonline.com> and select **"Sign Into Your Account"**.

You only need one account per family - refer to step 4 to add another student to your parent account.

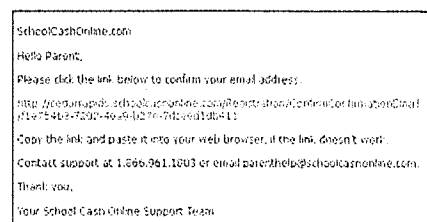
## Step 1: Register

- If you have not registered, please go to the *School Cash Online* home page <https://bhncdsb.schoolcashonline.com/> and select the **"Register"** option.  
Please use your name, not the student name, when creating the account. The student is added in Step 3.
- Complete each of the three Registration Steps  
\*For Security Reasons your password, requires **8 characters**, including one **uppercase** letter, one **lowercase** letter and a **number**.



## Step 2: Confirmation Email

- A registration confirmation email will be automatically sent to the email address you provided during registration. Log in to your email account and click on the link provided inside the email to confirm your email and complete your School Cash Online account registration.
- The confirmation link will open the School Cash Online site prompting you to sign into your account. Use your email address and password just created with your account.



## Step 3: Find Student

This step will connect your children to your account.

- Select the School Name from the drop down menu. This is the school in which your child is currently enrolled.
- Enter your Child's student number
- Enter Your Child's Legal Last Name & Birth Date
- Select **Continue**
- On the next page confirm that you are related to the child, check in the Agree box and select **Continue**
- Your child has been added to your account

### Add Student

1. Type in the School Board name and select one from the list

North Vancouver School District #44  
☐ Change school board name.

2. Select a school ▼

Select school ▼

3. Enter student information

Student Number   
Last Name   
Birth Date   
Date format: mm/dd/yyyy

## Step 4: View Items or Add Another Student

- If you have more children, select **"Add Another Student"** option and repeat the steps above. Up to 5 children can be added to one parent account.
- If you do not wish to add additional children, select **"View Items For Students"** option. A listing of available items for purchase will be displayed.
- Additional students can be added at a later date by selecting **"My Account"** and then **"Add Another Student"**.

### Problems accessing the site?

If you are unable to access the site, please check your browser version. This site is supported by IE 10, Firefox 27, Safari 7, Chrome 22 and Android 5. If you have updated the browser and still continue to have issues connecting to the site, please contact KEV's helpdesk at 1-866-961-1803.